

DIMA PRINT MATERIALS

CLEANING AND POST-CURING TIMES






	Material	Indication	Color	Cleaning time in IPA (cara Print Clean pro)	Post-curing time (HiLite Power 3D)	Post-curing time (cara Print LEDcure)
	dima Print Cast ruby	CAD-to-cast structures from frameworks, C&B and press ceramics	red	pre-cleaning: 1 minutes post-cleaning: 1 minutes	3 minutes (1,5 minutes front side + 1,5 minutes reverse side)	dima Cast ruby program (100%, 3 min., 40°C)
	dima Print Mouth Guard	Sport Mouthguards	blue	pre-cleaning: 3 minutes post-cleaning: 2 minutes additional cleaning step after post-curing: 3 min. in fresh IPA and after that 10 min. in water	10 minutes (5 minutes front side + 5 minutes reverse side)	dima Mouth Guard blue program (100%, 10 min., 40°C)
	dima Print Mouth Guard	Sport Mouthguards	white			dima Mouth Guard white program (50%, 20 min., 35°C)
	dima Print Guide & Tray	Surgical guides & Impression trays	transparent light orange	pre-cleaning: 3 minutes post-cleaning: 2 minutes	10 minutes (5 minutes front side + 5 minutes reverse side)	Guide & Tray program (75%, 6 min., 40°C)
	dima Print Splint clear	Splints	transparent clear		6 minutes (3 minutes front side + 3 minutes reverse side)	dima Splint clear program (100%, 20 min., 70°C)
	dima Print Stone beige	Dental models	gypsum beige		dima Stone beige program (100%, 8 min., 55°C)	
	dima Print Stone teal	Orthodontic models	teal		10 minutes (5 minutes front side + 5 minutes reverse side)	dima Stone teal program (100%, 6 min., 55°C)
	dima Print Stone gray	Dental models	neutral grey		dima Stone gray program (100%, 6 min., 55°C)	
	dima Print Gingiva Mask	Gingiva masks	pink			dima Gingiva Mask program (100%, 10 min., 80°C)

Please take notice of the Instructions for Use for each material: kulzer.com.



DIMA PRINT MATERIALS

CLEANING AND POST-CURING TIMES

	Material	Indication	Color	Cleaning time in IPA (cara Print Clean pro)		Post-curing time (HiLite Power 3D)		Post-curing time (cara Print LEDcure)	
	dima Print Denture Base	Denture bases	original pink, light pink, light reddish pink, dark pink	pre-cleaning: 3 minutes post-cleaning: 2 minutes		20 minutes (10 minutes front side + 10 minutes reverse side) in glycerin		dima Digital denture program (100%, 15 min., 60°C) in glycerin	
	dima Print Denture Teeth	Denture Teeth	A1, A2, A3, A3.5, B1, B2, BL1						
	dima Print C&B temp	Crowns and bridges	A1, A2, A3, A3.5, B1, B2, BL1						
	dima Print Try-in	Try-ins	white						
	dima Print Ortho	Splints	transparent light blue						
	dima Print Impression Blue	Impression trays	blue						
	dima Print Guide	Surgical guides	transparent light orange						

Please take notice of the Instructions for Use for each material: kulzer.com.



Overview of all dima materials